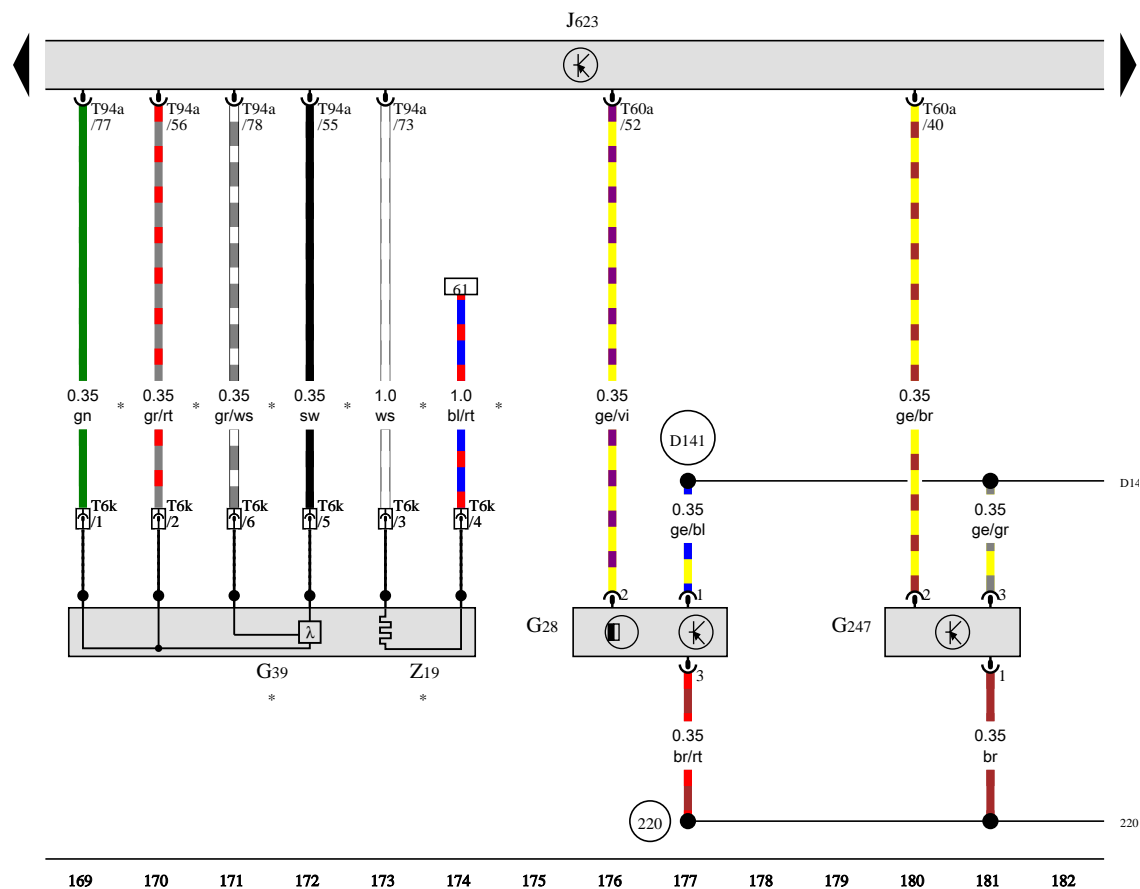
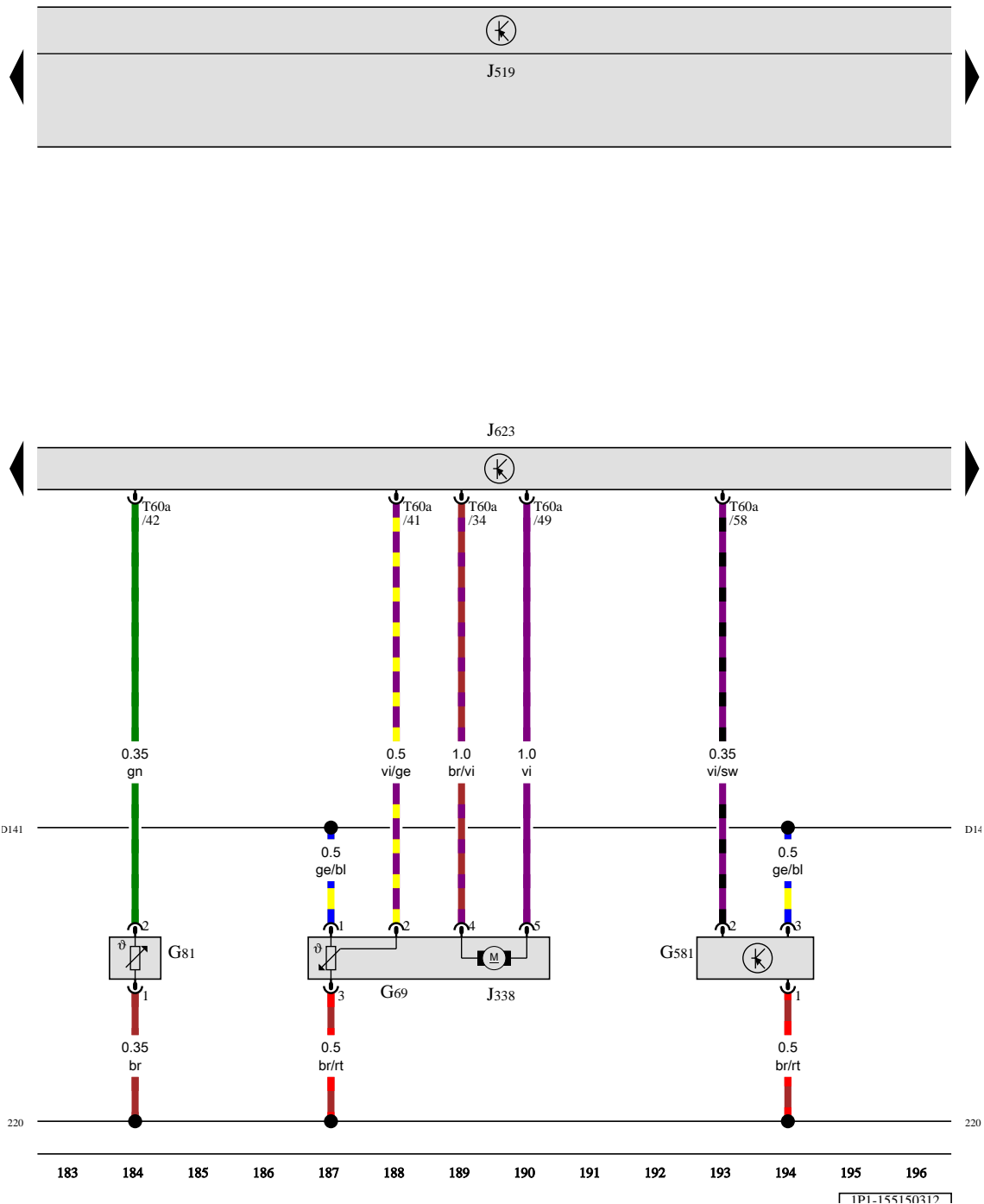
**Engine speed sender, Lambda probe, Fuel pressure sender, Engine control unit**

- G28 – Engine speed sender
- G39 – Lambda probe
- G247 – Fuel pressure sender
- J519 – Onboard supply control unit
- J623 – Engine control unit, central in plenum chamber
- T6k – 6-pin connector
- T60a – 60-pin connector
- T94a – 94-pin connector
- Z19 – Lambda probe heater
- 220 – Earth connection (sender earth), in engine wiring harness
- D141 – Connection (5V) in engine prewiring harness
- * – Only models with Euro 5 emission standard



ws = white
sw = black
ro = red
rt = red
br = brown
gn = green
bl = blue
tk = turquoise

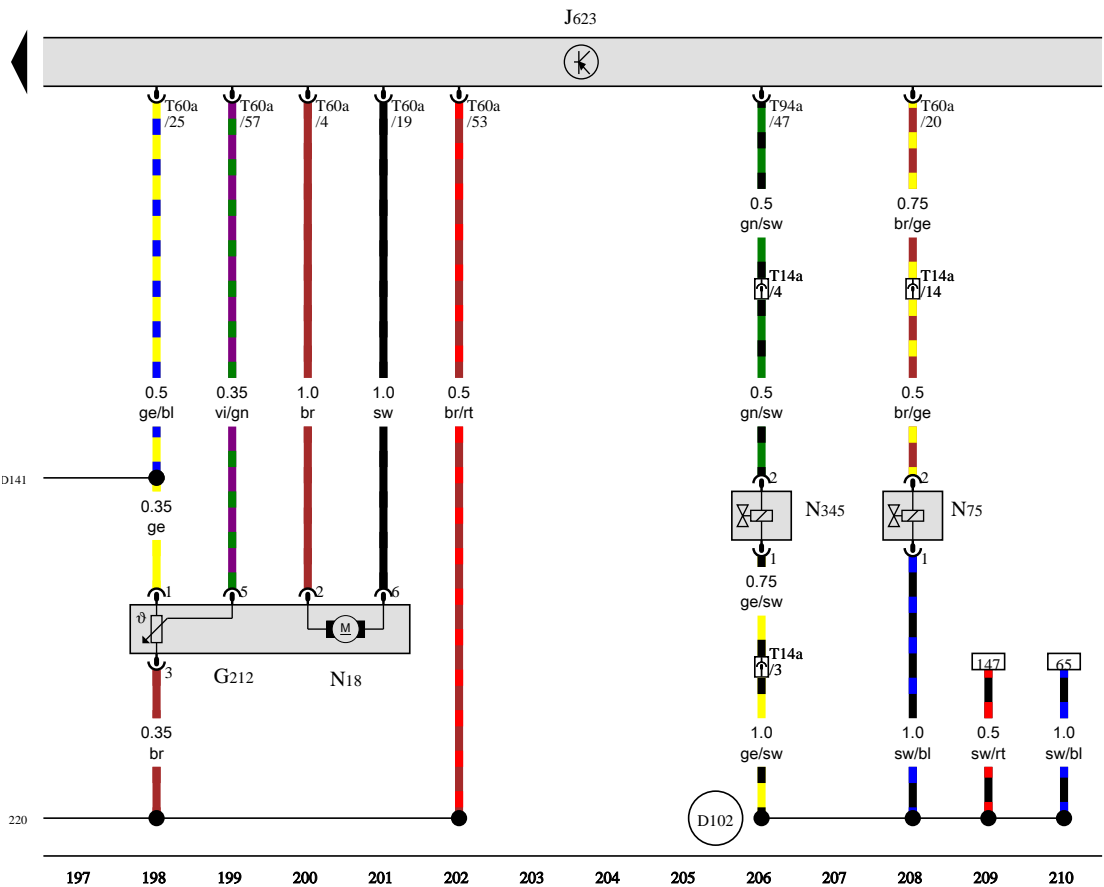
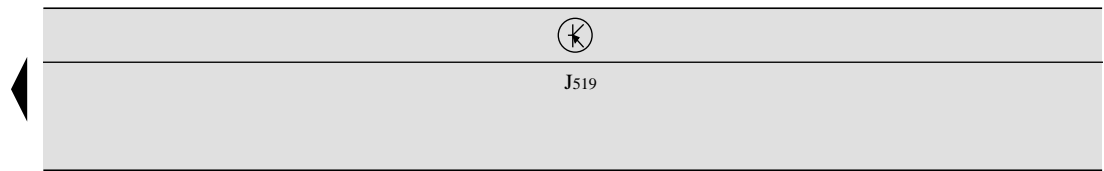
gr = grey
li = purple
vi = purple
ge = yellow
or = orange
rs = pink
blk = uninsulated



Fuel temperature sender, Position sender for charge pressure positioner, Throttle valve module, Engine control unit

- G69 – Throttle valve potentiometer
- G81 – Fuel temperature sender
- G581 – Position sender for charge pressure positioner
- J338 – Throttle valve module
- J519 – Onboard supply control unit
- J623 – Engine control unit, central in plenum chamber
- T60a – 60-pin connector
- 220 – Earth connection (sender earth), in engine wiring harness
- D141 – Connection (5V) in engine prewiring harness

- | | | | |
|----|-------------|-----|---------------|
| ws | = white | gr | = grey |
| sw | = black | li | = purple |
| ro | = red | vi | = purple |
| rt | = red | ge | = yellow |
| br | = brown | or | = orange |
| gn | = green | rs | = pink |
| bl | = blue | blk | = uninsulated |
| tk | = turquoise | | |



Engine control unit, Exhaust gas recirculation valve, Charge pressure control solenoid valve, Exhaust gas recirculation cooler changeover valve

- G212 – Exhaust gas recirculation potentiometer
- J519 – Onboard supply control unit
- J623 – Engine control unit, central in plenum chamber
- N18 – Exhaust gas recirculation valve
- N75 – Charge pressure control solenoid valve
- N345 – Exhaust gas recirculation cooler changeover valve
- T14a – 14-pin connector, near front left longitudinal member
- T60a – 60-pin connector
- T94a – 94-pin connector
- 220 – Earth connection (sender earth), in engine wiring harness
- D102 – Connection 2 in engine compartment wiring harness
- D141 – Connection (5V) in engine prewiring harness

- | | | | |
|----|-------------|-----|---------------|
| ws | = white | gr | = grey |
| sw | = black | li | = purple |
| ro | = red | vi | = purple |
| rt | = red | ge | = yellow |
| br | = brown | or | = orange |
| gn | = green | rs | = pink |
| bl | = blue | blk | = uninsulated |
| tk | = turquoise | | |